

1450 SERIES



1450 SERIES

Stabicraft's 1450 Frontier pays homage to one of the most successful and versatile boats in Stabicraft's history – 1410. The 1450, however, is more exceptional than its predecessor. From family, diving, fishing, and adventure, you can do it all. It is the most well-appointed sub-5-meter open boat in its class. An absolute beast of a boat with lots of storage, the sides are high enough to lean against and wide enough to sit on. Built tough and very stable.

SPECIFICATIONS

Length Feet	4.42m (14.5ft)
Max Persons	4
Maximum HP	EX 40hp / FT 50hp
Leg Length	20"
Fuel Tank	Tote Tank
External Beam	1.89m (75.2")
Internal Beam	1.35m (53.3")
Deadrise	15°
Tube Thickness	3mm (0.118")
Hull Thickness	3mm (0.118")
Dry Hull Weight	EX 265kg / FT 290kg
Dry Hull Weight (USA)	EX 628lbs / FT 683lbs
Tow Weight approx Explorer	655kg / 1444lbs
Tow Weight approx Frontier	720kg / 1587lbs
Length on trailer	5.9m (19'4")
Boat Height Explorer (approx.)	1.04m (3'4")
Boat Height Frontier (approx.)	1.41m (4'6")
Total Sealed Volume	960L / 253.6gal
Australian Builders Plate AS1799 (AUS only)	
US Coastguard ABYC (USA only)	



1450

EXPLORER

FRONTIER SPORTFISH

FRONTIER PROFISH

CABIN & CONSOLE

Side Helm Console Windscreen Starboard		Optional	•
Side Helm Console Windscreen Port			Optional
Side Helm Console Powder Coated (Black) Stb		•	•
Side Helm Console Powder Coated (Black) Port			Optional
Skipper Seat & Swivel on Cantilever Starboard		•	•
Skipper Seat & Swivel on Cantilever Port			Optional
Fish Pro Seating Starboard			Optional
Fish Pro Seating Port			Optional
Cable Steer with Gussi Soft Touch Wheel		•	•

DECK

Broadhead Wing-Style Coamings	•	•	•
Bow Seating Area	•	•	•
Maximised Width 4mm Tread-plate Floor	•	•	•
Traveling rod-holder Sockets x4 in Bow	•	•	•
Raised Anchor Bulkhead	•	•	•
Raised Casting Platform over Anchor Well	•	•	•
Stabi Cleats x3	•	•	•
4x Rod holders in Aft Coamings	•	•	•
4x Multiholders in Aft Coamings	•	•	•
Bolt in Seating Plank	•		
Removable Bait board (Railblazer)	Optional	Optional	•
70L Split Lid Icey-tek with Padded lid		•	•
Upgrade to Stainless Steel rod holders			•

TRANSOM

Transducer Brackets, Starboard	•	•	•
Boarding Step Starboard	Optional	•	•
Boarding Step Port	Optional	Optional	•
Raised Transom		•	•
Bolt on Live Bait Tank		Optional	Optional

OTHER

3mm Arrow pontoons	•	•	•
Bow Rails	•	•	•
Closed Cell Baffling - AU/USA/NC/SCANDINAVIA	•	•	•
Electric Trolling Motor Mount (Suits 54" Terrova)	Optional	Optional	Optional

PAINT & FINISHING


Stage One	Optional	Optional	•
Stage One - Metallic Upgrade	Optional	Optional	Optional
Stage Two	Optional	Optional	Optional
Stage Two - Metallic Upgrade	Optional	Optional	Optional
Tail Graphics & Model Name	•	•	•

KEY: blank space "Not Available" • "Standard"



www.stabicroft.com

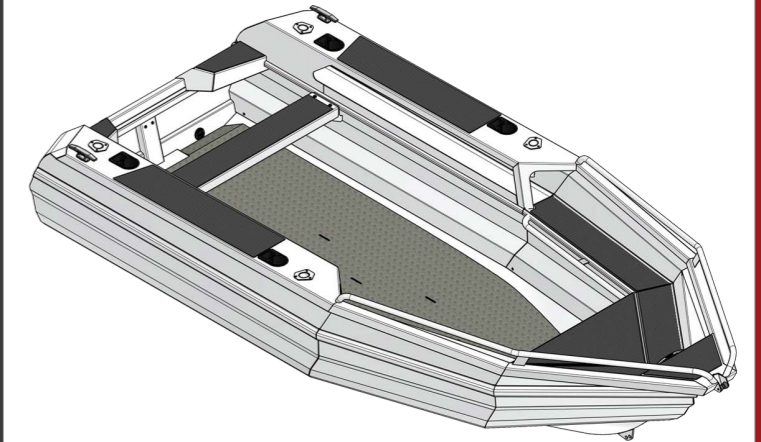
345 Bluff Highway, Invercargill, New Zealand. Phone: 0064 3 211 1828 Email: enquiries@stabicroft.com



AVAILABLE PACKAGES

EXPLORER

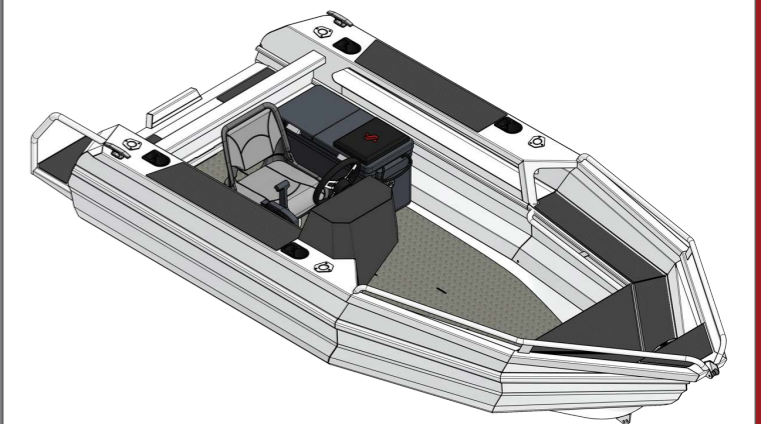
The 1450 Explorer is a longer, wider and more solid version of its predecessor. It still gives you flexibility with a spacious tiller steer setup and added features like the forward seating, alloy rodholders and Stabicraft Multiholders as standard. It is the most well-appointed sub 5 meter open boat in its class.



FRONTIER SPORTFISH

The 1450 Frontier Sportfish comes with a side console and upholstered seat as standard as well as the ever-reliable 70L Icey-Tek chilly bin.

With options like a bolt on live bait tank and removable baitboard the 1450 Frontier Sportfish means you have all the basics for chasing down your favourite fish



FRONTIER PROFISH

The 1450 Frontier Profish is a serious step up from the Sportfish version with additional stainless steel rodholders, belting up paint, dash windscreen and dual boarding platforms all as standard features. Coupled with optional features like port side dash and Fish Pro seats the 1450 Frontier Profish is ready to compete with much larger boats (and much larger fish).

